

# SOYBEANS YIELD PERFORMANCE GUARANTEE

## 2024 Season Program Details

### Description

Sound Agriculture offers a financial refund up to the full purchase price if Return on Investment (ROI) from increased yield resulting from the use of SOURCE XC on Soybeans does not offset the price paid by the grower for the product.

### Calculation

Value of yield is determined by the difference between treated and non-treated (average of all non-treated check strips) yield/acre multiplied by the 2024 crop insurance price<sup>2</sup>. The maximum payout/acre for the Performance Guarantee is the \$/acre paid by the grower for SOURCE XC.

## SOURCE WORKS AND WE STAND BEHIND THAT PROMISE.

When you buy and apply a minimum of 512 acres worth of SOURCE XC on soybeans in the 2024 Season at the labeled rate and timing you will achieve a return on investment equal to or greater than the price of the product or we will refund the difference.

### Eligibility

This program is for SOURCE XC for use on soybeans. An eligible grower purchases SOURCE<sup>1</sup> XC and applies a minimum of 512 acres worth of SOURCE XC on soybeans in the 2024 Season at the labeled rate and timing.

### Requirements

- A claim requires a grower to provide digital agronomic data to qualify.
- The claim submission deadline is January 31, 2025.
- Check strips are required on 30% of all fields (minimum of 3 fields). Grower must share all SOURCE as-applied acres in the program. Payout will be based on the amount of as-applied acres received.
- Farming practices must be identical across treated and non-treated areas except for SOURCE application.
- Invoice must be paid by June 30, 2024 to be eligible for 2024 Yield Performance Guarantee.
- See full yield performance guarantee document for more details.

1) Sound Agriculture reserves the right to limit the number of years a grower can participate in this program.

2) Average of CME Group Nov '24 Soybeans futures during February 2024.

## Program Requirements

- The total acres of the non-treated areas must represent at least 5% of treated area in each field. Layouts for treated and non-treated areas are described below.
- Farming practices must be identical across treated and non-treated areas except for SOURCE application. Practices required to be identical but not limited to the following:
  - Seed (varieties, seeding rates, seed treatments).
  - Applied fertilizer.
    - For SOURCE use as a yield-enhancer, macro and micronutrients timing and rates must be identical as shown in Protocol 1 below.
  - Crop protection (products, timing, rates).
  - Soil type.
  - Irrigation (timing, rates) if applicable.
- Treated and non-treated areas must be substantially similar in terms of topography and drainage (headlands excluded for analysis).
- Data must be submitted for all treated and non-treated areas.
- Grower must submit required data as defined below by January 31, 2025.
- Check strips are required on 30% of all fields (minimum of 3 fields). Grower must share all as-applied acres. Payout will be based on as-applied acres.

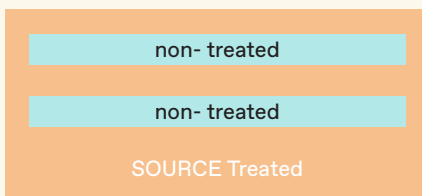
## EXAMPLE PROTOCOLS: Boost yield

Keep fertility and practices constant across the entire field. The total acres of the non-treated areas must represent at least 5% of the total field.

### Correct

Check strips allow for fair comparison between standard regions of the field.

#### Option 1

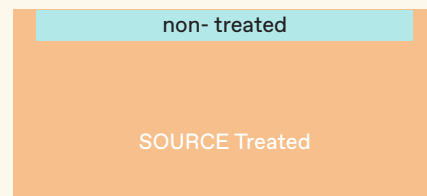


#### Option 2

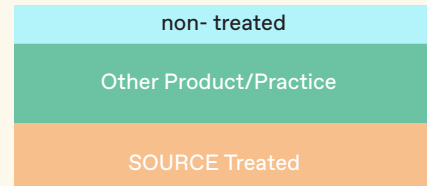


### Incorrect

Check strip is along headlands.



Check strip is not side-by-side SOURCE Treatment





## Yield Performance Guarantee

For more information on product guarantees and how to submit your data, scan the QR code below:



Performance Guarantee Claims should be made by the grower and directly to Sound Agriculture. There is no need to engage a Sound Dealer for the claims process, and Sound Dealers are not authorized to receive Performance Guarantee Claims.

There are two steps to make a Performance Guarantee Claim.

1. **Fill out Claims Form** (on our website under Grower Resources)
2. **Share digital data**

Sound Agriculture will review the claim promptly and contact you to follow up. Analysis will include determination of average yield of treated and non-treated areas and calculate the difference, based on as-applied and yield monitor data. We will endeavor to respond to a claim and determine the amount of the payment within 30 days, but this is not a binding commitment and depends on any follow-up questions or reasonable requests for additional information from the grower.

## Performance Guarantee Calculation Examples

*For illustrative purposes only. Soybean price / bushel to be set in spring 2024.*

### Example 1: Positive yield response, greater than 1x ROI

Treated area yields: +2 bushels/acre  
 Treated area (with 10 gallons of SOURCE XC): 512 acres  
 Soybeans price / bushel: \$14.33  
 SOURCE XC Price / acre: \$15  
 Additional \$ yield / acre: \$28.66  
 Net return (Additional \$ yield - Cost of Source) / acre:  
 \$13.66  
 Program Payment/ac: \$0  
 Total Program Payment: \$0

### Example 2: Positive yield response, less than 1x ROI

Treated area yields: +0 bushels/acre  
 Treated area (with 10 gallons of SOURCE): 512 acres  
 Soybeans price / bushel: \$14.33  
 SOURCE XC Price / acre: \$15  
 Additional \$ yield / acre: \$0  
 Net return (Additional \$ yield - Cost of Source) / acre: \$-15  
 Program Payment/ac: \$15  
 Total Program Payment: \$7,680

#### Force Majeure:

Notwithstanding anything to the contrary herein, Sound shall not be held responsible for any delay or failure in the performance of SOURCE to the Buyer, to the extent that such delay or failure in the performance of SOURCE is caused by a fire, drought (USDA D3 or greater), flood, earthquake, explosion, pandemic, war, strike, embargo, government requirement, civil or military authority, act of God, or other similar causes beyond the parties' control.