




## 2023 Data Sharing Instructions

Sound Agriculture will only analyze and look at data from fields that have our products applied to them, all other data will be discarded.

**Data we will need for analysis:** Planting files, SOURCE application files, and harvest files.

**Data Sharing Options below:**

<p><b>Email Data From Any Source (preferred)</b></p>	<p>Download raw data files from your farm management software or monitor and send to <a href="mailto:agronomy@sound.ag">agronomy@sound.ag</a></p>
<p><b>Partner with SOUND in John Deere Ops Center</b></p> 	<p style="text-align: center;"><b>How to create Sound as a Partner</b></p> <ol style="list-style-type: none"> <li>Log into your JD Ops account from the home page click <b>Setup</b> and select <b>Team</b> from the dropdown menu</li> <li>Click the yellow <b>+Add</b> dropdown and select <b>Partner Organization</b></li> <li>Make sure <b>Grant Access</b> is the option selected</li> <li>Type in <a href="mailto:Agronomy@Sound.ag">Agronomy@Sound.ag</a> as the email</li> <li>To be able to download and analyze data please ensure that Access levels are set to;             <ol style="list-style-type: none"> <li><b>Equipment - 0</b></li> <li><b>Organization Management - 1</b> <ol style="list-style-type: none"> <li><b>Check mark "Share Organization Data with Connected Software Companies"</b></li> </ol> </li> <li><b>Locations - 3</b> <ol style="list-style-type: none"> <li>The dropdown menu in this section will allow you to edit the fields we can see. Please select all SOURCE applied fields</li> </ol> </li> <li><b>Work - 1</b></li> <li><b>Financial - 0</b></li> </ol> </li> <li>Click <b>Next</b></li> <li>Click <b>Done</b>, we will then receive an email to review and approve the partnership request</li> </ol>
<p><b>Send files directly from Fieldview CabApp</b></p> 	<p>In the cab app, Follow along with <a href="#">this video here</a> for step-by-step instructions.</p>
	<p style="text-align: center;"><b>Sharing Raw Field Files</b></p> <ol style="list-style-type: none"> <li>In FieldView Plus desktop application, click <b>Data</b>, in the dropdown menu select <b>"Data Manager"</b>.</li> <li>On the left hand side of the table check mark the fields you want to share data from.</li> <li>In the top right of the table window click <b>"Actions"</b>, then click <b>"Share Fields"</b></li> <li>Enter <a href="mailto:agronomy@sound.ag">agronomy@sound.ag</a> for the email to share data with.</li> </ol>